

# Assembled bookcase (stationary and mobile)

## Library 2.0



### DIMENSIONS

	TALL STORAGE AND BOOKCASES
Outer width	Nominal*
Outer depth	Nominal
Outer height	Nominal
Inner width	Nominal less 1.58"
Inner depth without doors	Nominal less .95"
Inner depth	Nominal less 1.82"
Inner height	Nominal less 6.53"

NOTE:  
Vertical and horizontal internal shelves and dividers are 3/4" thick and reduce usable square inches.

\* Nominal: matches dimensions shown on pricing chart

### WORKSURFACE

(for 24", 29" and 37" high bookcase)

- 1" thick
- HPL
- 3mm edgeband

### TOP

(for 44", 68", 76" and 84" high bookcase)

- 1" thick
- TFL
- 3mm edgeband

### SHELF

- Fixed and adjustable
- 50 lb. to 100 lb. capacity depending on width
- TFL (default)
- Painted metal

### MOBILITY

- 4" leveler (default)
- Leveler/Caster assembly available for double-sided
- Height adjustment features concealed
- 44" high and above must attach to wall

### CASE

- Camlock design
- .75" thick laminate panels except for 1" thick bottom
- All visible panels finished
- 1mm edgeband
- Metal reveal in top front
- Through bolt connector to join adjacent cases
- 24", 29" and 37" high bookcases accept hutch and monitor hutch when attached to wall
- Single-sided and double-sided bookcases offered; end cap bookcase available for double-sided application

### SHIPPING

- Ships assembled
- Matching width worksurface, shelf and leveler attached (as applicable)

# Build-up bookcase kit

## Library 2.0



Build-up starter bookcase with build-up end-of-run panel  
(Shown separately and assembled)

### DIMENSIONS

	TALL STORAGE AND BOOKCASES
Outer width	Nominal*
Outer depth	Nominal
Outer height	Nominal
Inner width	Nominal less 1.58"
Inner depth	Nominal less .95"
Inner height	Nominal less 6.53"

\* Nominal: matches dimensions shown on pricing chart

### TOP

- 1" thick
- TFL
- 3mm edgebanding
- Metal reveal in top front

### SHELF

- $\frac{3}{4}$ " thick
- TFL (default)
- Metal shelf (optional)
- 100 lb. capacity
- Metal shelf (optional)
- All adjustable with metal shelf clips

### BASE

- Friction-fit bottom panel shelf for easy access
- 4"H leveler

### CASE

- Camlock design
- .75" thick TFL laminate panels
- All panels finished on both sides
- 1mm edgeband on all exposed edges
- 1-1/4"H shelf hole pattern on interior and exterior end panel
- Single-sided and double-sided bookcases offered; end cap bookcase available for double-sided application
- Bottom panel can act as a shelf but is not included in the shelf count

### SHIPPING

- Ships ready-to-assemble (RTA)
- Top and base ships as subassembly
- Includes all hardware

# Build-up adder bookcase

Library 2.0



## TOP

- 1" thick
- TFL
- 3mm edgebanding
- Metal reveal in top front

## SHELF

- ¾" thick
- TFL (default)
- Metal shelf (optional)
- 100 lb. capacity
- Metal display shelf (optional)
- All adjustable with metal shelf clips

## BASE

- Friction-fit bottom panel shelf for easy access
- 4"H leveler

## CASE

- Camlock design
- .75" thick TFL laminate panels
- All panels finished on both sides
- 1mm edgeband on all exposed edges
- 1-1/4"H shelf hole pattern on interior and exterior end panel
- Single-sided and double-sided bookcases offered; end cap bookcase available for double-sided application
- Bottom panel can act as a shelf but is not included in the shelf count

## SHIPPING

- Ships ready-to-assemble (RTA)
- Top and base ships as subassembly
- Includes all hardware

## DIMENSIONS

	TALL STORAGE AND BOOKCASES
Outer width	Nominal*
Outer depth	Nominal
Outer height	Nominal
Inner width	Nominal less 1.58"
Inner depth	Nominal less .95"
Inner height	Nominal less 6.53"
Shelf depth	11.25"

\* Nominal: matches dimensions shown on pricing chart

# Build-up starter bookcase

Library 2.0



## TOP

- 1" thick
- TFL
- 3mm edgebanding
- Metal reveal in top front

## SHELF

- $\frac{3}{4}$ " thick
- TFL (default)
- Metal shelf (optional)
- 100 lb. capacity
- Metal display shelf (optional)
- All adjustable with metal shelf clips

## BASE

- Friction-fit bottom panel shelf for easy access
- 4"H leveler

## CASE

- Camlock design
- .75" thick TFL laminate panels
- All panels finished on both sides
- 1mm edgeband on all exposed edges
- 1-1/4"H shelf hole pattern on interior left panel
- Single-sided and double-sided bookcases offered; end cap bookcase available for double-sided application
- Bottom panel can act as a shelf but is not included in the shelf count

## SHIPPING

- Ships ready-to-assemble (RTA)
- Top and base ships as subassembly
- Includes all hardware

## DIMENSIONS

	TALL STORAGE AND BOOKCASES
Outer width	Nominal*
Outer depth	Nominal
Outer height	Nominal
Inner width	Nominal less 1.58"
Inner depth	Nominal less .95"
Inner height	Nominal less 6.53"
Shelf depth	11.25"

\* Nominal: matches dimensions shown on pricing chart

# Build-up bookcase end-of-run panel

Library 2.0



## PANEL

- .75" thick laminate TFL panel
- Finished on all sides
- 1mm edgeband

## SHIPPING

- Ships ready-to-assemble (RTA)
- Includes all hardware


## DIMENSIONS

	TALL STORAGE AND BOOKCASES
Width	Nominal*
Depth	Nominal
Height	Nominal

\* Nominal: matches dimensions shown on pricing chart

# Build-up bookcase filler

## Library 2.0



12.5"W and 24"W Top and vertical filler kits



Example of filler being used to fill gap between case and wall. Filler can be field cut for custom fit.

### TOP


- 1" thick
- TFL
- 3mm edgebanding
- Metal reveal in top front

### PANEL

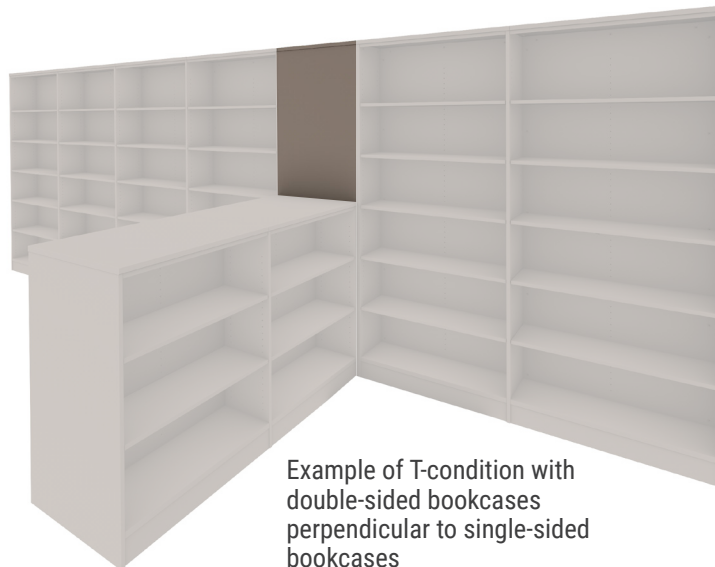
- .75" thick laminate TFL panel
- Finished on all sides
- 1mm edgeband

### SHIPPING

- Ships RTA
- Includes all hardware



Vertical filler panel



Example of T-condition with double-sided bookcases perpendicular to single-sided bookcases

## DIMENSIONS

	TALL STORAGE AND BOOKCASES
Width	Nominal*
Depth	Nominal
Height	Nominal