


Shapes for our student desks




Unitized Frame

WORKSURFACE OPTIONS




Rectangle



Plane



Pillow



Sidekick



Wave*



Hourglass*



Blade*



Wedge



Triangle



Delta

SIZE OPTIONS

- Widths from 27" to 84"
- Depths from 20" to 48"

MOBILITY OPTIONS

- Levelers
- Wheelbarrow
- Casters

TECHNOLOGY OPTIONS

- Grommets
- Wire management
- Power

*Only in double student desk