



TABLES & DESKS - PEDESTAL BASE

Pedestal base tables provide clean aesthetics, eliminate knee-knock situations, and support organic group growth because under-work surface barriers are eliminated.

DIMENSIONS

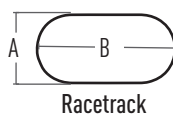
		Work Surface Dimensions						
		Depth		Width				
		30"	36"	42"	48"	72"	84"	96"
 Round	30"	•						
	36"		•					
	42"			•				
 Racetrack	36"					•		
	42"						•	
	48"							•

WORK SURFACE SHAPE INNER AND OUTER DIMENSIONS

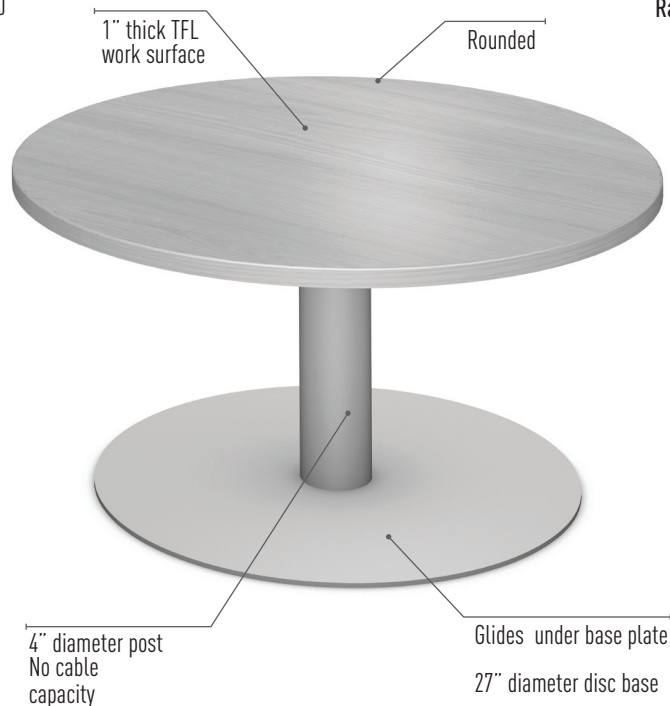
Depth	A	B	Radius
36"	35.75"	71.75"	18"
42"	41.75"	83.75"	21"
48"	47.75"	95.75"	24"

FIXED HEIGHT

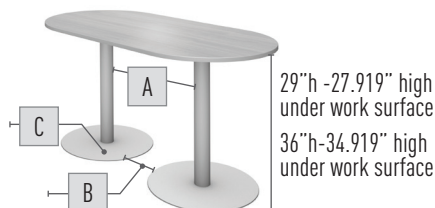
18"
29"
36"
40"



Racetrack



SPACE BETWEEN LEGS



Work Surface		Key Dimensions		Base Plate Diameter
Width	Depth	(A)	(B)	(C)
72"	36"	31.75"	8.75"	27"
84"	42"	37.75"	14.75"	27"
96"	48"	43.75"	20.75"	27"


SHIPPING

- Work surfaces ship stacked separate from base
- Glides installed
- Product weights shown exclude packaging materials

PRODUCT DETAILS



Glides for pedestal base



Pedestal base plate